



lumini Solucoes em Iluminacao LTDA
www.lumini.com.br
Email: laboratorio@lumini.com.br
Tel: +55 11 3437-5555 Fax: +55 11 3437-5555
Address: Rua Ferreira Viana, 716 - Socorro - São Paulo/SP

lumini

LumCAT:

Luminaire: eye r 12V difusa

LampCAT: modulo led 4W 27K 12Vdc irc 90

Ballast type: led line driver 12Vdc

Report No:

Voltage(V): 126.0000

Test No:

Current(A): 0.0530

Number of Lamps: 1

Power (W): 6.6780

Lamp flux(lm): 311.0

PF: 0.0000

Length(mm): 38

Width(mm): 38

Phm Type: C

Height(mm): 0

Photometric Results

Lumens(lm): 9.98, Efficiency(%): 3.21% , Luminous Efficacy(lm/W): 1.49

Central intensity(cd): 3.749, Maximum intensity(cd): 3.773

Angle of maximum intensity: $C=0.0$ $\gamma=1.0$

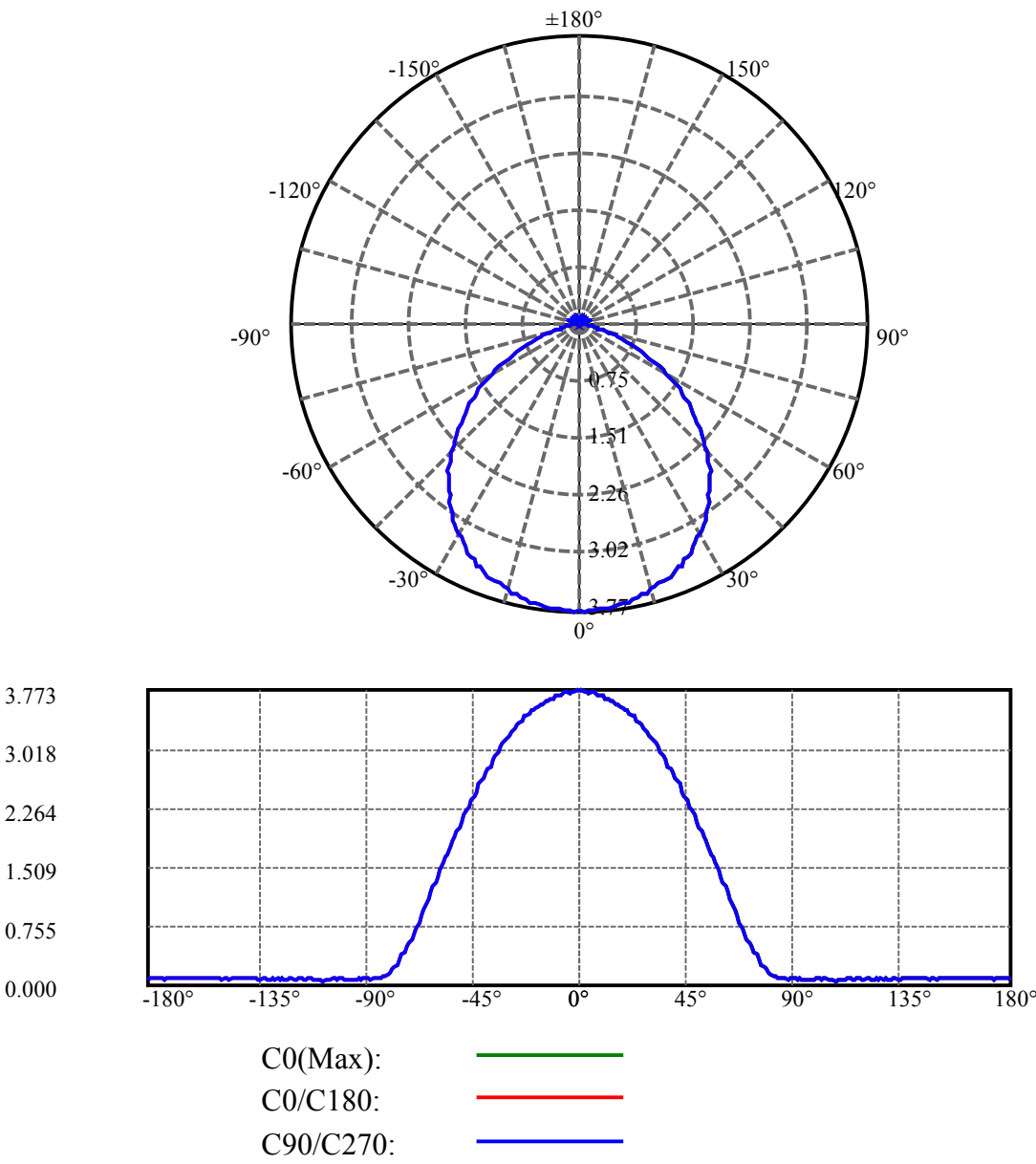
Beam angle of C0 plane : 104.60

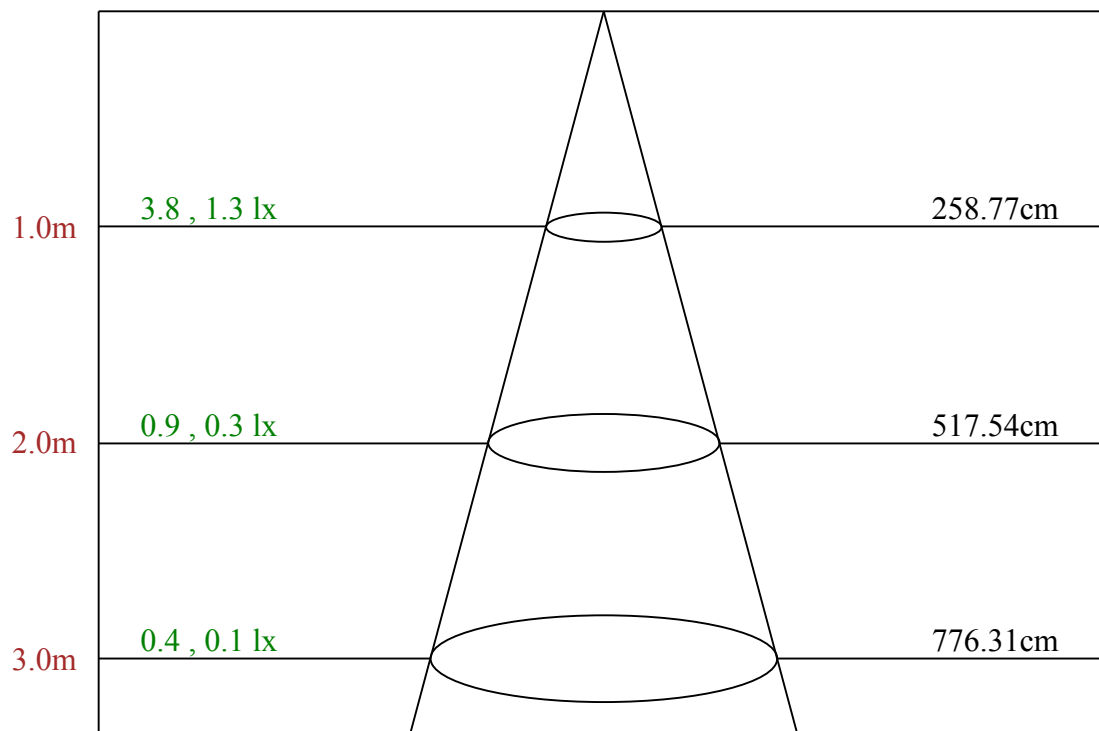
Average BeamAngle(IEC 61341): 104.60

Equipment: equipamento lumini
Temperature(°C): 25.5

Date: 30/01/2025
Humidity(%): 55.0%

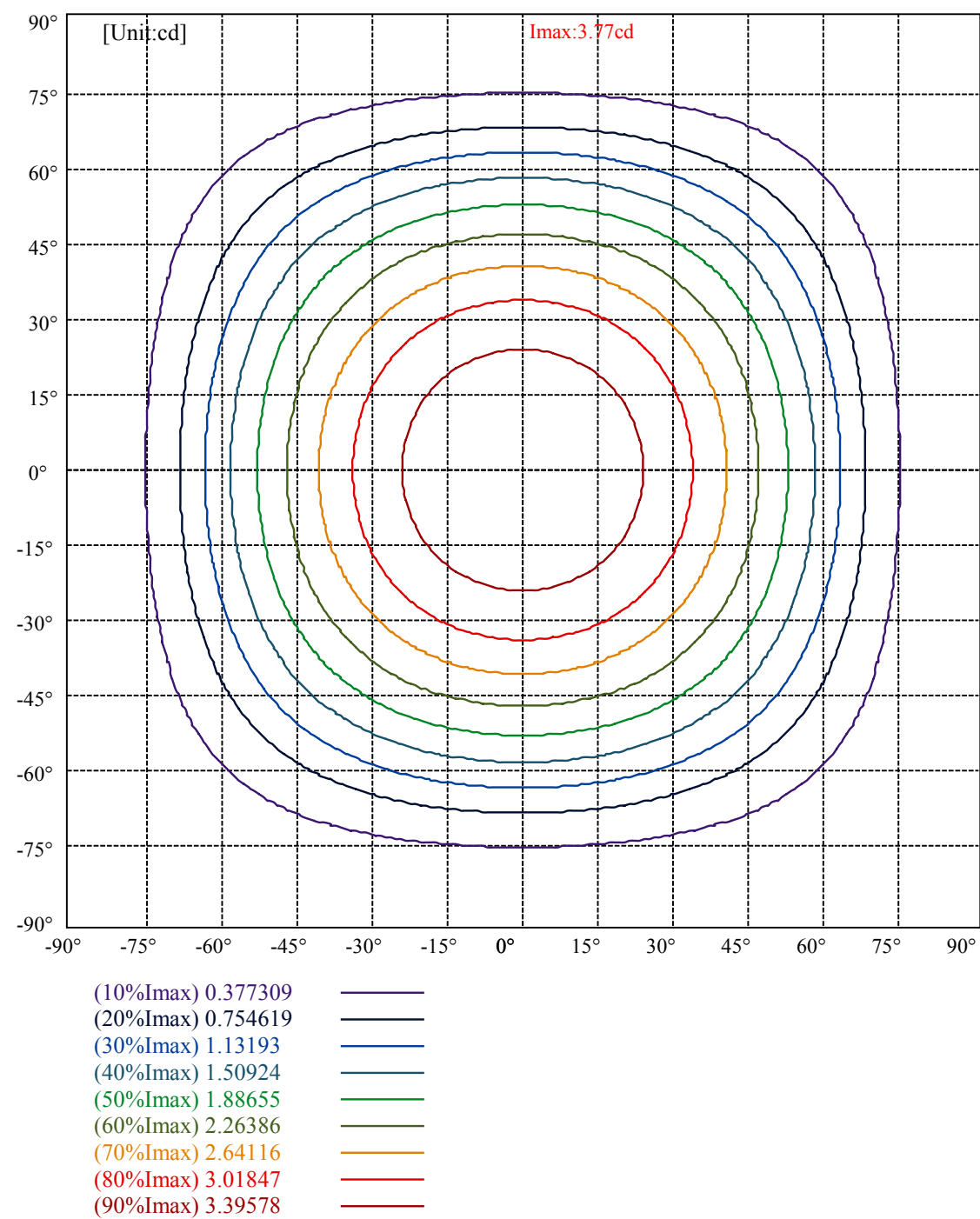
Operator: 01
Distance(m): 6.90





Max , Ave

Beam angle of C0 plane 104.60



lumini

Luminance Limiting Curve(no luminous side)

Appendix Page: 5 Total:6

Luminance Table

γ	45	50	55	60	65	70	75	80	85
C0	2326	2167	2019	1813	1560	1205	860	593	757
C45	2326	2167	2019	1813	1560	1205	860	593	757
C90	2326	2167	2019	1813	1560	1205	860	593	757

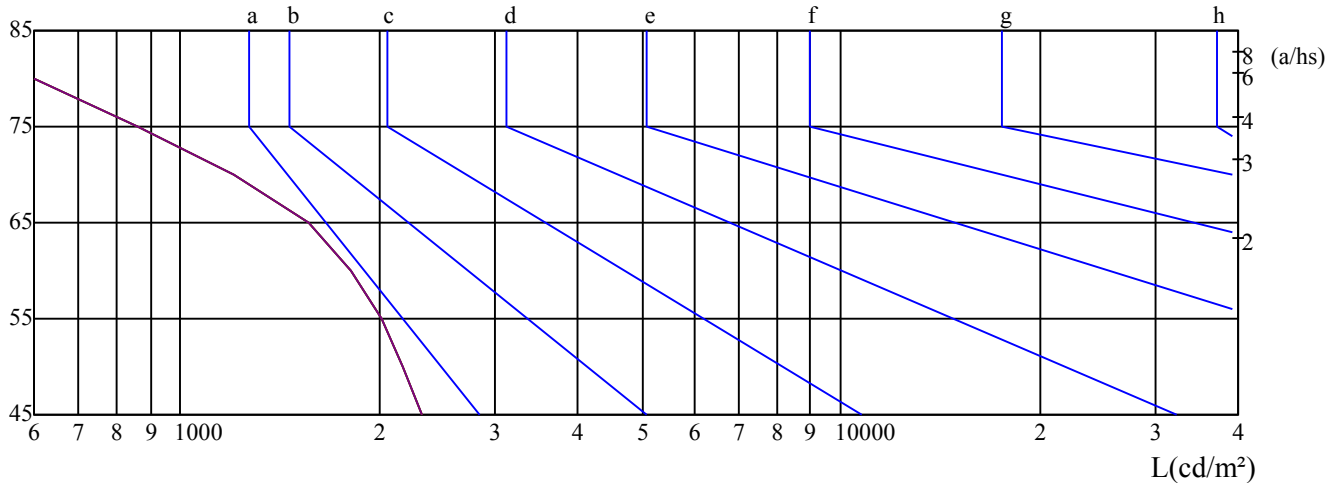
L(Hor)(65)	L(Ver)(65)	L45(65)	L(Hor)(75)	L(Ver)(75)	L45(75)	L(Hor)(85)	L(Ver)(85)	L45(85)
1560	1560	1560	860	860	860	757	757	757

Glare Table

Glare	Quality	Service Values Illuminance(lx)							
1.15	A	2000	1000	500	≤ 300				
1.5	B		2000	1000	500	≤ 300			
1.85	C			2000	1000	500	≤ 300		
2.2	D				2000	1000	500	≤ 300	
2.55	E					2000	1000	500	≤ 300
		a	b	c	d	e	f	g	h

Luminance Limiting Curve

$\gamma(^{\circ})$



C0 ———

C45 ———

C90 ———

Equipment: equipamento lumini
Temperature($^{\circ}\text{C}$): 25.5

Date: 30/01/2025
Humidity(%): 55.0%

Operator: 01
Distance(m): 6.90

Illumination assessment according UGR											
Rf of Ceiling	70	70	50	50	30	70	70	50	50	30	
Rf of Wall	50	30	50	30	30	50	30	50	30	30	
Rf of Floor	20	20	20	20	20	20	20	20	20	20	
Room dimensions		Viewed crosswise					Viewed endwise				
X	Y										
2H	2H	14.52	15.97	14.96	16.39	16.83	14.37	15.82	14.81	16.24	16.68
	3H	15.55	16.86	16.02	17.30	17.76	15.26	16.56	15.72	17.00	17.46
	4H	15.74	16.96	16.21	17.41	17.90	15.44	16.66	15.91	17.11	17.59
	6H	15.83	16.96	16.32	17.43	17.94	15.50	16.63	15.98	17.09	17.61
	8H	15.81	16.90	16.30	17.38	17.90	15.47	16.56	15.96	17.03	17.55
	12H	15.81	16.85	16.30	17.33	17.86	15.47	16.51	15.97	17.00	17.52
4H	2H	15.03	16.25	15.50	16.70	17.18	14.90	16.12	15.37	16.57	17.06
	3H	16.14	17.17	16.63	17.65	18.18	15.88	16.92	16.38	17.40	17.93
	4H	16.43	17.33	16.94	17.84	18.40	16.17	17.08	16.68	17.58	18.14
	6H	16.52	17.33	17.06	17.86	18.42	16.23	17.03	16.77	17.56	18.12
	8H	16.55	17.30	17.10	17.84	18.41	16.24	16.99	16.79	17.53	18.11
	12H	16.59	17.29	17.15	17.82	18.44	16.29	16.99	16.85	17.52	18.13
8H	4H	16.47	17.22	17.02	17.76	18.33	16.23	16.98	16.78	17.51	18.09
	6H	16.60	17.22	17.17	17.78	18.39	16.31	16.94	16.88	17.49	18.10
	8H	16.70	17.25	17.29	17.84	18.44	16.41	16.95	17.00	17.54	18.15
	12H	16.78	17.24	17.38	17.84	18.46	16.49	16.95	17.09	17.55	18.17
12H	4H	16.45	17.15	17.01	17.68	18.29	16.21	16.91	16.77	17.44	18.05
	6H	16.63	17.18	17.22	17.77	18.37	16.35	16.89	16.94	17.49	18.09
	8H	16.70	17.16	17.30	17.76	18.38	16.41	16.87	17.01	17.47	18.09
Variation with the observer position at spacings:											
S = 1.0H		0.5/-0.4					0.5/-0.4				
S = 1.5H		0.7/-1.0					0.7/-1.0				
S = 2.0H		1.7/-1.7					1.7/-1.7				
Standard tables:		BK3					BK3				
Uncorrected UGR		-0.7					-0.7				

依据CIE Publ. 117 计算 UGR, S/H = 0.25